

CORRUGATED BOXES

These cartons are the industry standard!
All cartons are constructed from strong 200#/ECT-32-C flute, kraft corrugated (unless otherwise noted).

- All cartons ship and store flat to save space.
- Order in bundle or bale quantities.
- All 100% recyclable.
- Over 900 sizes to choose from!

MD = Multi-Depth
DW = Double Wall

Sold in Bundle Quantities

Model No.	L x W x D	Style	Color	Material	Bundle	Bale
BS040404	4 x 4 x 4	Mug Box	Kraft	200# / 32 ECT	25	3600
BS040404MD	4 x 4 x 4	Multi-Depth 2"	Kraft	200# / 32 ECT	25	3125
BS040404W	4 x 4 x 4		White	200# / 32 ECT	25	1800
BS040406	4 x 4 x 6		Kraft	200# / 32 ECT	25	2500
BS040408	4 x 4 x 8		Kraft	200# / 32 ECT	25	1800
BS040410	4 x 4 x 10		Kraft	200# / 32 ECT	25	1800
BS040412	4 x 4 x 12		Kraft	200# / 32 ECT	25	1800
BS040418	4 x 4 x 18		Kraft	200# / 32 ECT	25	1000
BS040420	4 x 4 x 20		Kraft	200# / 32 ECT	25	1000
BS040424	4 x 4 x 24		Kraft	200# / 32 ECT	25	500
BS040428	4 x 4 x 28		Kraft	200# / 32 ECT	25	500
BS040430	4 x 4 x 30		Kraft	200# / 32 ECT	25	625
BS040436	4 x 4 x 36		Kraft	200# / 32 ECT	25	500
BS040440	4 x 4 x 40		Kraft	200# / 32 ECT	25	500
BS040448	4 x 4 x 48	Golf Club Box	Kraft	200# / 32 ECT	25	500
BST040448INNER	4 x 4 x 48	HSC Half Slotted Carton	Kraft	200# / 32 ECT	25	625
BS040460	4 x 4 x 60		Kraft	200# / 32 ECT	25	500
BS040472	4 x 4 x 72		Kraft	200# / 32 ECT	15	480
BST040448OUTER	4 1/2 x 4 1/2 x 48	HSC Half Slotted Carton	Kraft	200# / 32 ECT	25	625
BS050404	5 x 4 x 4		Kraft	200# / 32 ECT	25	2500
BS050504	5 x 5 x 4		Kraft	200# / 32 ECT	25	1800
BS050505	5 x 5 x 5		Kraft	200# / 32 ECT	25	1800
BS050510	5 x 5 x 10		Kraft	200# / 32 ECT	25	1200
BS050536	5 x 5 x 36		Kraft	200# / 32 ECT	25	500
BS060404	6 x 4 x 4		Kraft	200# / 32 ECT	25	1800
BS060404MD	6 x 4 x 4	Multi-Depth 2"	Kraft	200# / 32 ECT	25	1800
BS060504	6 x 5 x 4		Kraft	200# / 32 ECT	25	2000
BS060505	6 x 5 x 5		Kraft	200# / 32 ECT	25	1800
BS060604	6 x 6 x 4		Kraft	200# / 32 ECT	25	1800
BS060604MD	6 x 6 x 4	Multi-Depth 2"	Kraft	200# / 32 ECT	25	1800
BS060605	6 x 6 x 5		Kraft	200# / 32 ECT	25	1500
BS060606	6 x 6 x 6		Kraft	200# / 32 ECT	25	1800
BS060606HD	6 x 6 x 6		Kraft	275# / 44 ECT	25	1500
BS060606W	6 x 6 x 6		White	200# / 32 ECT	25	1800
BS060608	6 x 6 x 8		Kraft	200# / 32 ECT	25	1125
BS060610	6 x 6 x 10		Kraft	200# / 32 ECT	25	1200
BS060612	6 x 6 x 12		Kraft	200# / 32 ECT	25	1000
BS060618	6 x 6 x 18		Kraft	200# / 32 ECT	25	500
BS060624	6 x 6 x 24		Kraft	200# / 32 ECT	25	300



HUGE SELECTION IN STOCK AND READY TO SHIP

CORRUGATED BOXES



Sold in Bundle Quantities

Model No.	L x W x D	Style	Color	Material	Bundle	Bale
BS120805	12 x 8 x 5		Kraft	200# / 32 ECT	25	500
BS120806	12 x 8 x 6		Kraft	200# / 32 ECT	25	750
BS120807	12 x 8 x 7		Kraft	200# / 32 ECT	25	500
BS120808	12 x 8 x 8		Kraft	200# / 32 ECT	25	500
BS120903	12 x 9 x 3		Kraft	200# / 32 ECT	25	500
BS120904	12 x 9 x 4		Kraft	200# / 32 ECT	25	500
BS120905	12 x 9 x 5		Kraft	200# / 32 ECT	25	500
BS120906	12 x 9 x 6		Kraft	200# / 32 ECT	25	500
BS120906MD	12 x 9 x 6	Multi-Depth 4, 2"	Kraft	200# / 32 ECT	25	500
BS120907	12 x 9 x 7		Kraft	200# / 32 ECT	25	500
BS120908	12 x 9 x 8		Kraft	200# / 32 ECT	25	500
BS120909	12 x 9 x 9		Kraft	200# / 32 ECT	25	500
BS120910	12 x 9 x 10		Kraft	200# / 32 ECT	25	500
BS120912	12 x 9 x 12		Kraft	200# / 32 ECT	25	500
BS121003	12 x 10 x 3		Kraft	200# / 32 ECT	25	500
BS121004	12 x 10 x 4		Kraft	200# / 32 ECT	25	750
BS121004MD	12 x 10 x 4	Multi-Depth 2"	Kraft	200# / 32 ECT	25	750
BS121005	12 x 10 x 5		Kraft	200# / 32 ECT	25	500
BS121006	12 x 10 x 6		Kraft	200# / 32 ECT	25	500
BS121007	12 x 10 x 7		Kraft	200# / 32 ECT	25	500
BS121008	12 x 10 x 8		Kraft	200# / 32 ECT	25	500
BS121008MD	12 x 10 x 8	Multi-Depth 6, 4"	Kraft	200# / 32 ECT	25	500
BS121008W	12 x 10 x 8		White	200# / 32 ECT	25	500
BS121009	12 x 10 x 9		Kraft	200# / 32 ECT	25	500
BS121010	12 x 10 x 10		Kraft	200# / 32 ECT	25	500
BS121010W	12 x 10 x 10		White	200# / 32 ECT	25	500
BS121012	12 x 10 x 12		Kraft	200# / 32 ECT	25	500
BS121106	12 x 11 x 6		Kraft	200# / 32 ECT	25	500
BS121203	12 x 12 x 3		Kraft	200# / 32 ECT	25	500
BS121204	12 x 12 x 4		Kraft	200# / 32 ECT	25	500
BS121205	12 x 12 x 5		Kraft	200# / 32 ECT	25	500
BS121206	12 x 12 x 6		Kraft	200# / 32 ECT	25	500
BS121206MD	12 x 12 x 6	Multi-Depth 4"	Kraft	200# / 32 ECT	25	500
BS121206HD	12 x 12 x 6		Kraft	275# / 44 ECT	25	500
BS121206W	12 x 12 x 6		White	200# / 32 ECT	25	500
BS121206R	12 1/2 x 12 1/2 x 6		Kraft	200# / 32 ECT	25	500
BS121207	12 x 12 x 7		Kraft	200# / 32 ECT	25	500



CORRUGATED BOXES

MD = Multi-Depth
DW = Double Wall



Sold in Bundle Quantities

Model No.	L x W x D	Bundle	Bale
BS090930	9 x 9 x 30	25	250
BS100661FOL	10 x 6 x 61 7/8	5	240
BS101018	10 x 10 x 18	25	500
BS101020	10 x 10 x 20	25	250
BS101024	10 x 10 x 24	25	250
BS101036	10 x 10 x 36	25	250
BS101038	10 x 10 x 38	25	250
BS101040	10 x 10 x 40	25	250
BS101048	10 x 10 x 48	20	240
BS121224	12 x 12 x 24	25	250
BS121230	12 x 12 x 30	25	250
BS121236	12 x 12 x 36	25	300
BS121240	12 x 12 x 40	20	240

CUBE BOXES

Cube boxes are perfect for shipping round items!

- Easy to stack. Weight is evenly disbursed on all sides.
- All 200#/ECT-32-C flute corrugated (except where noted).
- All ship and store flat.

Sold in Bundle Quantities

Model No.	L x W x D	Style	Color	Material	Bundle	Bale
BS040404	4 x 4 x 4		Kraft	200# / 32 ECT	25	3600
BS040404MD	4 x 4 x 4	Multi-Depth 2"	Kraft	200# / 32 ECT	25	3125
BS040404W	4 x 4 x 4		White	200# / 32 ECT	25	1800
BS050505	5 x 5 x 5		Kraft	200# / 32 ECT	25	1800
BS060606	6 x 6 x 6		Kraft	200# / 32 ECT	25	1800
BS060606HD	6 x 6 x 6		Kraft	275# / 44 ECT	25	1500
BS060606W	6 x 6 x 6		White	200# / 32 ECT	25	1800
BS070707	7 x 7 x 7		Kraft	200# / 32 ECT	25	500
BS080808	8 x 8 x 8		Kraft	200# / 32 ECT	25	750
BS080808MD	8 x 8 x 8	Multi-Depth 6, 4"	Kraft	200# / 32 ECT	25	900
BS080808HD	8 x 8 x 8		Kraft	275# / 44 ECT	25	500
BS080808HDDW	8 x 8 x 8		Kraft	275# D.W. / 48 ECT	15	450
BS080808W	8 x 8 x 8		White	200# / 32 ECT	25	900
BS090909	9 x 9 x 9		Kraft	200# / 32 ECT	25	600
BS090909MD	9 x 9 x 9	Multi-Depth 7, 5"	Kraft	200# / 32 ECT	25	600
BS101010	10 x 10 x 10		Kraft	200# / 32 ECT	25	500
BS101010MD	10 x 10 x 10	Multi-Depth 8, 6"	Kraft	200# / 32 ECT	25	500
BS101010HD	10 x 10 x 10		Kraft	275# / 44 ECT	25	500
BS101010W	10 x 10 x 10		White	200# / 32 ECT	25	500
BS101010HDDW	10 x 10 x 10		Kraft	275# D.W. / 48 ECT	15	300
BS111111	11 x 11 x 11		Kraft	200# / 32 ECT	25	500
BS121212	12 x 12 x 12		Kraft	200# / 32 ECT	25	500
BS121212MD	12 x 12 x 12	Multi-Depth 10,8"	Kraft	200# / 32 ECT	25	500
BS121212HD	12 x 12 x 12		Kraft	275# / 44 ECT	25	500
BS121212HDDW	12 x 12 x 12		Kraft	275# D.W. / 48 ECT	15	150
BS121212W	12 x 12 x 12		White	200# / 32 ECT	25	500
BS131313	13 x 13 x 13	3 1/2 Gallon	Kraft	200# / 32 ECT	25	500
BS131313MD	13 x 13 x 13	Multi-Depth 11, 9, 7"	Kraft	200# / 32 ECT	25	500
BS141414	14 x 14 x 14		Kraft	200# / 32 ECT	25	250



MOVING BOXES

Deluxe Moving Boxes

Moving Boxes are printed with This Side Up Arrows and feature convenient check boxes for In-House room destinations.

- Sizes to accommodate the most common household items.
- Manufactured from 200#/32 ECT thru 350# DW/51 ECT Kraft Corrugated.
- Moving Boxes ship flat to save space.

Model No.	L x W x D	Style	Color	Material	Bundle	Bale
BS040448	4 x 4 x 48	Golf Club Box	Kraft	200# / 32 ECT	25	500
BS121240	12 x 12 x 40	Lamp Box	Kraft	200# / 32 ECT	20	240
BS121248	12 x 12 x 48	Lamp Box	Kraft	200# / 32 ECT	15	120
BS151548	15 x 15 x 48	Golf Club Box	Kraft	200# / 32 ECT	10	120
BS161212	16 x 12 x 12	Packing Box	Kraft	200# / 32 ECT	25	250
BS161212SMB	16 3/8 x 12 5/8 x 12 5/8	Small Moving Box	Kraft	200# / 32 ECT	25	250
BS181412	18 x 14 x 1	12 Ream Legal	Kraft	200# / 32 ECT	25	250
BS181816	18 x 18 x 16	3 Cubic Feet / Packing Box	Kraft	200# / 32 ECT	20	120
BS181824	18 x 18 x 24	4.5 Cubic Feet / Packing Box	Kraft	200# / 32 ECT	15	120
BS181824LMB	18 x 18 x 24	Large Moving Box	Kraft	200# / 32 ECT	20	120
BSDISHPACK	18 x 18 x 28	Dish Pack Box	Kraft	350# / 51 ECT DW	15	75
BSDISHPART	3 Per Set	Dish Pack Partition Sets	Kraft			
BS181816MMB	18 1/8 x 18 x 16	Medium Moving Box	Kraft	200# / 32 ECT	20	120
BS202015	20 x 20 x 15	Medium Moving Box	Kraft	200# / 32 ECT	10	120
BS240518FOL	24 x 5 x 18	Full Overlap	Kraft	200# / 32 ECT	25	250
BS240524FOL	24 x 5 x 24	Full Overlap	Kraft	200# / 32 ECT	25	250
BS241818	24 x 18 x 18	Packing Box	Kraft	200# / 32 ECT	20	120
BS241824	24 x 18 x 24	Packing Box	Kraft	200# / 32 ECT	20	120
BAR24	15 Per Case	24" Wardrobe Bar				
BSWARDROBE	23 3/4 x 20 1/2 x 46 1/8	Wardrobe Box	Kraft	350# / 51 ECT DW	15	75
BSWARDROBEGEN	23 3/4 x 20 1/2 x 46 1/8	Plain Wardrobe Box	Kraft	350# / 51 ECT DW	15	75
BS242418	24 x 24 x 18	Packing Box	Kraft	200# / 32 ECT	20	120
BS300524FOL	30 x 5 x 24	Full Overlap	Kraft	200# / 32 ECT	20	120
BS300530FOL	30 x 5 x 30	Full Overlap	Kraft	200# / 32 ECT	20	120
BS322424MDHD	32 x 24 x 24	Multi-Depth 22, 20, 18"	Kraft	275# / 44 ECT	20	120
BS360524FOL	36 x 5 x 24	Full Overlap	Kraft	200# / 32 ECT	20	120
BS360530FOL	36 x 5 x 30	Full Overlap	Kraft	200# / 32 ECT	20	120
BS360536FOL	36 x 5 x 36	Full Overlap	Kraft	200# / 32 ECT	20	120
BS40604PCMB	40 x 60 x 3 1/2	4 Piece Mirror Box	Kraft	200# / 32 ECT	4	240

INSULATED SHIPPERS



Reliable for maintaining the insulation and integrity of your product! Any products that present unique shipping difficulties due to temperature constraints can be shipped safely.

- Economical — shippers are lightweight, reusable and recyclable!
- Shipper includes: –Seamless molded EPS foam body. – Tight fitting lid. – 200#/32 ECT white corrugated carton.

Model No.	L x W x D	Style	Color	Material	Case
201C	6 x 4 1/2 x 3"	Insulated Shipper - 1" Thickness	White	200#/32 ECT	27
204C	8 x 6 x 4 1/2"	Insulated Shipper - 1 1/2" Thickness	White	200#/32 ECT	12
207C	8 x 6 x 7"	Insulated Shipper - 1 1/2" Thickness	White	200#/32 ECT	8
209C	8 x 6 x 9"	Insulated Shipper - 1 1/2" Thickness	White	200#/32 ECT	8
212C	8 x 6 x 12"	Insulated Shipper - 1 1/2" Thickness	White	200#/32 ECT	6
214C	9 1/2 x 9 1/2 x 7"	Insulated Shipper - 1 1/4" Thickness	White	200#/32 ECT	4
225C	12 x 10 x 5"	Insulated Shipper - 1 1/2" Thickness	White	200#/32 ECT	4
227C	12 x 10 x 7"	Insulated Shipper - 1 1/2" Thickness	White	200#/32 ECT	3
229C	12 x 10 x 9"	Insulated Shipper - 1 1/2" Thickness	White	200#/32 ECT	2
230C	12 x 12 x 11 1/2"	Insulated Shipper - 2" Thickness	White	200#/32 ECT	1
240C	13 x 13 x 12 1/2"	Insulated Shipper - 1 1/2" Thickness	White	200#/32 ECT	1
238C	13 3/8 x 11 3/8 11 7/8"	Insulated Shipper - 1 1/4" Thickness	White	200#/32 ECT	1
249C	16 3/8 x 16 3/8 x 15"	Insulated Shipper - 2" Thickness	White	200#/32 ECT	1
245C	17 x 10 x 8 1/4"	Insulated Shipper - 1 1/2" Thickness	White	200#/32 ECT	2
246C	17 x 10 x 10 1/2"	Insulated Shipper - 1 1/2" Thickness	White	200#/32 ECT	1
250C	17 x 17 x 9"	Insulated Shipper - 1 1/2" Thickness	White	200#/32 ECT	2
248C	18 x 14 x 19"	Insulated Shipper - 1 1/4" Thickness	White	200#/32 ECT	1
261C	19 x 12 x 12 1/2"	Insulated Shipper - 1 1/2" Thickness	White	200#/32 ECT	1
260C	19 1/2 x 11 1/2 x 4 1/8"	Insulated Shipper - 1 1/2" Thickness	White	200#/32 ECT	3
269C	21 1/4 x 15 1/2 x 15 1/2"	Insulated Shipper - 2" Thickness	White	200#/32 ECT	1
271C	26 x 19 3/8 x 10 1/2"	Insulated Shipper - 1 1/2" Thickness	White	200#/32 ECT	1

COLD PACKS

Sold in Case Quantities

Model No.	L x W x D	Style	Cases	Per Skid
IB3BPD	5 x 2 3/4 x 3/4"	Ice Brix Cold Pack - 3 oz.	192	54
IB6BPD	6 x 4 x 3/4"	Ice Brix Cold Pack - 6 oz.	96	54
IB8BPD	6 1/2 x 4 x 3/4"	Ice Brix Cold Pack - 8 oz.	72	54
IB12BPD	6 x 6 x 1"	Ice Brix Cold Pack - 12 oz.	48	54
IB16BPD	6 1/4 x 6 x 1"	Ice Brix Cold Pack - 16 oz.	36	54
IB24BPD	8 x 6 x 1 1/4"	Ice Brix Cold Pack - 24 oz.	24	50
IB31BPD	8 x 8 x 1 1/2"	Ice Brix Cold Pack - 32 oz.	18	54
IB32BPD	10 x 6 x 1 1/2"	Ice Brix Cold Pack - 32 oz.	18	50
IB48BPD	10 1/4 x 8 x 1 1/2"	Ice Brix Cold Pack - 48 oz.	12	48
RB7	4 1/2 x 2 x 1 1/2"	Re-Freez-R Brix Cold Pack - 7.5 oz.	48	70
RB8	4 1/2 x 4 x 3/4"	Re-Freez-R Brix Cold Pack - 7.5 oz.	42	70
RB15	4 1/2 x 4 x 1 1/2"	Re-Freez-R Brix Cold Pack - 15 oz.	24	70
RB28	7 x 5 x 1 1/2"	Re-Freez-R Brix Cold Pack - 28 oz.	12	70
RB30	9 x 4 x 1 1/2"	Re-Freez-R Brix Cold Pack - 31 oz.	12	70
RB60	9 x 8 x 1 1/2"	Re-Freez-R Brix Cold Pack - 64 oz.	6	70
RB62	9 x 4 x 3"	Re-Freez-R Brix Cold Pack - 64 oz.	8	40
RB64	11 1/4 x 9 1/4 x 1"	Re-Freez-R Brix Cold Pack - 64 oz.	12	70



CORRUGATED MAILERS



Sold in Bundle Quantities

Model No.	L x W x D	Bundle	Bale
BSM322	3 x 2 x 2"	50	8000
BSM331	3 x 3 x 1"	50	4800
BSM332	3 x 3 x 2"	50	4800
BSM333	3 x 3 x 3"	50	4800
BSM331-L	3 x 3 x 1"	50	5600
BSM422	4 x 2 x 2"	50	4800
BSM432	4 x 3 x 2"	50	4800
BSM433	4 x 3 x 3"	50	3200
BSM442	4 x 4 x 2"	50	3600
BSM443	4 x 4 x 3"	50	3600
BSM444	4 x 4 x 4"	50	2400
BSMLR1	4 3/8 x 4 3/8 x 2"	50	2700
BSMLR5	4 3/8 x 4 3/8 x 2 1/2"	50	3600
BSMLR2	4 3/8 x 4 3/8 x 3 1/2"	50	2400
BSM522	5 x 2 x 2"	50	4800
BSM532	5 x 3 x 2"	50	3600
BSM533	5 x 3 x 3"	50	3600
BSM542	5 x 4 x 2"	50	3600
BSM543	5 x 4 x 3"	50	3600
BSM544	5 x 4 x 4"	50	2400
BSM553	5 x 5 x 3"	50	2400
BSM554	5 x 5 x 4"	50	2400
BSM555	5 x 5 x 5"	50	2100
BSMSOL	5 1/2 x 3 1/2 x 3 1/2"	50	1800
BSM622	6 x 2 x 2"	50	4800
BSMRX1L	6 x 2 1/2 x 1"	50	3600
BSMRX2L	6 x 2 1/2 x 1 3/4"	50	3600
BSMRX3L	6 x 2 1/2 x 2 3/8"	50	2700
BSM632	6 x 3 x 2"	50	4800
BSM633	6 x 3 x 3"	50	3600
BSMLRBC	6 x 3 5/8 x 2"	50	2700
BSM642	6 x 4 x 2"	50	3600
BSM643	6 x 4 x 3"	50	2400
BSM644	6 x 4 x 4"	50	1800
BSM661	6 x 6 x 1"	50	2100
BSM666	6 x 6 x 6"	50	1600
BSMRX6XL	6 3/16 x 5 3/8 x 2 1/2"	50	1800
BSMRX1X	6 1/2 x 2 1/2 x 1"	50	5600
BSMRX2X	6 1/2 x 2 1/2 x 1 3/4"	50	3600
BSMRX3X	6 1/2 x 2 3/4 x 2 1/2"	50	2700
BSM631	6 1/2 x 3 1/8 x 1"	50	4200
BSMRX1XL	6 1/2 x 3 1/4 x 1 1/4"	50	3600

Corrugated mailers are super strong yet lightweight to save on postage expenses.

- Perfect for shipping small, lightweight, fragile items.
- Each corrugated mailer is manufactured from 200#/32 ECT B Flute oyster white corrugated.
- Crush resistant mailers fold to provide double walls of protection on front and sides.
- Our unique "wave rule" edge virtually eliminates paper cuts.
- These one piece mailers fold together in seconds.
- No tape, glue or staples needed.
- All ship and store flat to save space.

Model No.	L x W x D	Bundle	Bale
BSMRX4X	6 1/2 x 3 5/8 x 2 1/2"	50	3600
BSMRX5X	6 1/2 x 4 1/2 x 2 1/2"	50	2400
BSMRX6X	6 1/2 x 4 7/8 x 2 5/8"	50	2400
BSMLR4	6 1/2 x 4 7/8 x 3 3/4"	50	2400
BSM722	7 x 2 x 2"	50	3600
BSM732	7 x 3 x 2"	50	3600
BSM733	7 x 3 x 3"	50	3600
BSM742	7 x 4 x 2"	50	3600
BSM743	7 x 4 x 3"	50	2400
BSM744	7 x 4 x 4"	50	2400
BSM754	7 x 5 x 4"	50	2400
BSMLR3	7 1/8 x 5 x 3"	50	2400
BSMIBM250	7 1/2 x 3 1/4 x 1 3/4"	50	2700
BSMIBM5C	7 1/2 x 3 1/2 x 3 1/4"	50	1800
BSM832	8 x 3 x 2"	50	3600
BSM833	8 x 3 x 3"	50	3600
BSM842	8 x 4 x 2"	50	3600
BSM843	8 x 4 x 3"	50	2400
BSM844	8 x 4 x 4"	50	2400
BSM886	8 x 8 x 6"	50	800
BSM922	9 x 2 x 2"	50	3600
BSM933	9 x 3 x 3"	50	1800
BSM943	9 x 4 x 3"	50	1600
BSM944	9 x 4 x 4"	50	2400
BSM1022	10 x 2 x 2"	50	3600
BSM1032	10 x 3 x 2"	50	3600
BSM1033	10 x 3 x 3"	50	1800
BSM1042	10 x 4 x 2"	50	1800
BSM1043	10 x 4 x 3"	50	2400
BSM1044	10 x 4 x 4"	50	1600
BSMLR6	10 x 4 7/8 x 3 3/4"	50	1200
BSM1066	10 x 6 x 6"	50	1400
BSMLRB	11 1/2 x 3 1/2 x 3 1/2"	50	1600
BSMLR7	12 x 3 1/2 x 3"	50	1600
BSM1244	12 x 4 x 4"	50	1800
BSM1264	12 x 6 x 4"	50	1600
BSM1266	12 x 6 x 6"	50	800
BSMLRBL	13 1/2 x 3 1/2 x 3 1/2"	50	1600
BSMLR84	17 1/2 x 3 1/2 x 3 1/2"	50	1800
BSM2733	27 1/20 x 3 1/2 x 3 1/2"	50	900

MAILING ENVELOPES

WHITE SELF SEAL BUBBLE MAILERS

Give your mailing a polished and professional look with our white bubble lined mailers.

- Self-seal peel and stick lip.
- 3/16" bubble lining cushions product.



Model No.	Part No.	L x W x D	Sold in Case Quantities
			Case Qty.
ENVB851WSS	000	4 x 8"	500
ENVB852WSS	00	5 x 10"	250
ENVB853WSS	0	6 x 10"	250
ENVB854WSS	1	7 1/4 x 12"	100
ENVB855WSS	2	8 1/2 x 12"	100
ENVB856WSS	3	8 1/2 x 14"	100
ENVB857WSS	4	9 1/2 x 14 1/2"	100
ENVB858WSS	5	10 1/2 x 16"	100
ENVB859WSS	6	12 1/2 x 19"	50
ENVB860WSS	7	14 1/2 x 20"	50

WHITE SELF SEAL HEAVY DUTY BUBBLE MAILERS

Give your mailing a polished and professional look with our white bubble lined mailers.

- Self-seal peel and stick lip.
- 3/16" bubble lining cushions product.
- Produced with heavy-duty, 4.5 mil 3/16" bubble liners



Model No.	Part No.	L x W x D	Sold in Case Quantities
			Case Qty.
ENVB851WSSHD	000	4 x 8"	500
ENVB852WSSHD	00	5 x 10"	250
ENVB853WSSHD	0	6 x 10"	250
ENVB854WSSHD	1	7 1/4 x 12"	100
ENVB855WSSHD	2	8 1/2 x 12"	100
ENVB856WSSHD	3	8 1/2 x 14"	100
ENVB857WSSHD	4	9 1/2 x 14 1/2"	100
ENVB858WSSHD	5	10 1/2 x 16"	100
ENVB859WSSHD	6	12 1/2 x 19"	50
ENVB860WSSHD	7	14 1/2 x 20"	50



MAILING ENVELOPES

STAYFLATS® ORIGINAL WHITE TAB-LOCK MAILER

When appearance counts, choose these attractive white mailers to make your shipments stand out.

- Made from 100% Recycled paperboard
- Featuring a reusable, economical locking tab closure
- Rigid construction - will not bend or crush. No additional stiffeners needed.
- Practical alternative to bubble packs or shredded paper padded mailers.
- **The First Dimension for each mailer listed below is the size of the opening.**



Model No.	Size / Description
ENVRM9SFW	6 x 6" #9SFW White Tab-Lock Original Stayflats® Mailer (200/Case)
ENVRM1SFW	6 x 8" #1SFW White Tab-Lock Original Stayflats® Mailer (100/Case)
ENVRM10SFW	7 x 9" #10SFW White Tab-Lock Original Stayflats® Mailer (100/Case)
ENVRM2SFW	9 x 11 1/2" #2SFW White Tab-Lock Original Stayflats® Mailer (100/Case)
ENVRM5SFW	9 3/4 x 12 1/4" #5SFW White Tab-Lock Original Stayflats® Mailer (100/Case)
ENVRM3SFW	11 x 13 1/2" #3SFW White Tab-Lock Original Stayflats® Mailer (100/Case)
ENVRM4SFW	12 3/4 x 15" #4SFW White Tab-Lock Original Stayflats® Mailer (100/Case)
ENVRM6SFW	13 x 18" #6SFW White Tab-Lock Original Stayflats® Mailer (100/Case)
ENVRM7SFW	17 x 21" #7SFW White Tab-Lock Original Stayflats® Mailer (100/Case)
ENVRM11SFW	18 x 24" #11SFW White Tab-Lock Original Stayflats® Mailer (50/Case)
ENVRM12SFW	20 x 27" #12SFW White Tab-Lock Original Stayflats® Mailer (50/Case)
ENVRM27SFW	22 x 27" #27SFW White Tab-Lock Original Stayflats® Mailer (50/Case)

WHITE TAB-LOCK PAPERBOARD MAILERS

When appearance counts, choose these attractive white mailers to make your shipments stand out.

- These strong mailers are perfect for shipping and storing photos, documents, artwork, floppy disks and reports.
- Will not bend or crush. Additional stiffeners not needed when shipping bendable items.
- Available in two styles - tab lock and self-seal.
- Self-seal style features a peel and seal strip for closing mailers and a pull tab tear strip for opening mailer.
- Mailers are lightweight to save on postage.
- **The First Dimension for each mailer listed below is the size of the opening.**

Model No.	Size / Description
ENVRM9W	6 x 6" #9W White Tab Lock Mailer (200/Case)
ENVRM1W	6 x 8" #1W White Tab Lock Mailer (100/Case)
ENVRM10W	7 x 9" #10W White Tab Lock Mailer (100/Case)
ENVRM13W	8 1/2 x 10 1/2" #13W White Tab Lock Mailer (100/Case)
ENVRM2W	9 x 11 1/2" #2W White Tab Lock Mailer (100/Case)
ENVRM5W	9 3/4 x 12 1/4" #5W White Tab Lock Mailer (100/Case)
ENVRM3W	11 x 13 1/2" #3W White Tab Lock Mailer (100/Case)
ENVRM4W	12 3/4 x 15" #4W White Tab Lock Mailer (100/Case)
ENVRM6W	13 x 18" #6W White Tab Lock Mailer (100/Case)





KRAFT TUBES

Use economical kraft mailing tubes for document storage or mailing.

- 3-ply spiral wound construction.
- Strong construction protects blueprints, posters and artwork from damage during shipment.
- Tubes seal with white plastic end caps (included).
- Additional white plastic end caps shown below.

W.T. = Wall Thickness

Model No.	D x L	W.T.	Case
P1506K	1 1/2 x 6"	0.06	50
P1509K	1 1/2 x 9"	0.06	50
P1512K	1 1/2 x 12"	0.06	50
P1515K	1 1/2 x 15"	0.06	50
P1516K	1 1/2 x 16"	0.06	50
P1518K	1 1/2 x 18"	0.06	50
P1524K	1 1/2 x 24"	0.06	50
P1530K	1 1/2 x 30"	0.06	50
P1536K	1 1/2 x 36"	0.06	50
P2006K	2 x 6"	0.06	50
P2009K	2 x 9"	0.06	50
P2012K	2 x 12"	0.06	50
P2015K	2 x 15"	0.06	50
P2018K	2 x 18"	0.06	50
P2020K	2 x 20"	0.06	50
P2024K	2 x 24"	0.06	50
P2026K	2 x 26"	0.06	50
P2030K	2 x 30"	0.06	50
P2036K	2 x 36"	0.06	50
P2043K	2 x 43"	0.08	50
P2048K	2 x 48"	0.08	50
P2512K	2 1/2 x 12"	0.06	34
P2515K	2 1/2 x 15"	0.06	34

Model No.	D x L	W.T.	Case
P2518K	2 1/2 x 18"	0.07	34
P2520K	2 1/2 x 20"	0.07	34
P2524K	2 1/2 x 24"	0.07	34
P2526K	2 1/2 x 26"	0.07	34
P2530K	2 1/2 x 30"	0.07	34
P2536K	2 1/2 x 36"	0.07	34
P2548K	2 1/2 x 48"	0.08	34
P3006K	3 x 6"	0.06	48
P3009K	3 x 9"	0.06	24
P3012K	3 x 12"	0.06	24
P3015K	3 x 15"	0.06	24
P3018K	3 x 18"	0.07	24
P3020K	3 x 20"	0.07	24
P3024K	3 x 24"	0.07	24
P3026K	3 x 26"	0.07	24
P3030K	3 x 30"	0.07	24
P3036K	3 x 36"	0.07	24
P3042K	3 x 42"	0.07	24
P3048K	3 x 48"	0.08	24
P4012K	4 x 12"	0.08	15
P4018K	4 x 18"	0.08	15
P4024K	4 x 24"	0.08	15
P4026K	4 x 26"	0.08	15

Model No.	D x L	W.T.	Case
P4030K	4 x 30"	0.08	15
P4036K	4 x 36"	0.08	15
P4042K	4 x 42"	0.08	15
P4048K	4 x 48"	0.08	15

EXTRA SINGLE-HEIGHT PLASTIC END CAPS

Make your own custom sizes or re-use old tubes.

- Caps stay on tight during shipping.
- For use on all round mailing tubes.

Sold in Case Quantities

Model No.	Diameter	Case Qty.
MTCAP15	1 1/2"	100
MTCAP2	2"	100
MTCAP25	2 1/2"	100
MTCAP3	3"	100
MTCAP4	4"	100
MTCAP5	5"	100
MTCAP6	6"	100



POLY BAGS



FLAT POLY BAGS

Features of all our flat poly bags include:

- 100% virgin, high clarity polyethylene film.
- Meets FDA and USDA specifications for food contacts.
- 1 Mil — Use for economical short term storage.
- 1 ½ Mil — Economical lightweight protection.
- 2 Mil — Most recommended bag for storing and shipping parts, clothing and food products.
- 4 Mil — Heavy-duty protection for hardware, industrial parts and tools.
- 6 Mil — Extra heavy-duty. Puncture resistant.

1 MIL

Model No.	W x L	Case Qty.
PB2201	2 x 3"	20000
PB2203	2 x 4"	10000
PB2200	3 x 3"	10000
PB2202	3 x 4"	10000
PB2205	3 x 5"	5000
PB2204	3 x 6"	5000
PB2206	3 x 8"	5000
PB2210	4 x 4"	5000
PB2215	4 x 6"	5000
PB2220	4 x 8"	4000
PB2225	4 x 10"	4000
PB2222	4 x 12"	4000
PB2229	5 x 6"	4000
PB2230	5 x 7"	4000
PB2235	5 x 8"	4000
PB2240	5 x 10"	4000
PB2245	5 x 12"	4000
PB2250	6 x 6"	4000
PB2255	6 x 8"	2000
PB2260	6 x 9"	2000
PB2265	6 x 10"	2000
PB2270	6 x 12"	1000
PB2274	7 x 9"	1000
PB2275	7 x 10"	1000
PB2276	7 x 12"	1000
PB2280	8 x 8"	1000
PB2285	8 x 10"	1000
PB2290	8 x 12"	1000
PB2301	8 x 18"	1000
PB2305	9 x 12"	1000
PB2320	9 x 18"	1000
PB2330	10 x 12"	1000
PB2337	10 x 15"	1000

Model No.	W x L	Case Qty.
PB2340	10 x 16"	1000
PB2347	10 x 24"	1000
PB2350	12 x 12"	1000
PB2360	12 x 16"	1000
PB2365	12 x 18"	1000
PB2370	12 x 20"	1000
PB2371	12 x 24"	1000
PB2379	13 x 17"	1000
PB2380	14 x 16"	1000
PB2390	14 x 20"	1000
PB2391	14 x 24"	1000
PB2397	15 x 18"	1000
PB2405	16 x 20"	1000
PB2406	16 x 24"	1000
PB2411	18 x 20"	1000
PB2415	18 x 24"	1000
PB2420	20 x 20"	1000
PB2425	20 x 24"	1000
PB2426	20 x 30"	1000
PB2430	24 x 24"	500
PB2435	24 x 30"	500



POLY BAGS

PALLET COVERS & BIN LINERS

Large gusseted bags are great container liners and equipment covers.

- Pre-cut bags are perforated on a roll for fast, easy dispensing.
- Keeps products free from settling dust.
- Use to line large cartons for moisture protection.



CLEAR

2 MIL

Model No.	W x L x H	Bags/Roll
BL4024	40 x 24 x 72"	100
PC103	42 x 32 x 72"	100
BL4636	46 x 36 x 65"	100
PC108	48 x 46 x 72"	100
PC100	51 x 49 x 73"	50
PC110	51 x 49 x 85"	50
PC120	68 x 65 x 82"	50

3 MIL

Model No.	W x L x H	Bags/Roll
PC130	51 x 49 x 73"	50
PC150	51 x 49 x 85"	50
PC170	51 x 49 x 97"	50
PC180	68 x 65 x 87"	50

BLACK

3 MIL

Model No.	W x L x H	Case Qty.
PC140	51 x 49 x 73"	50
PC160	51 x 49 x 85"	50

POLY BAGS ON A ROLL - KWIK FILL BAGS

Industry standard core makes these bags 100% compatible with all automatic packaging equipment.

- Bags are pre-opened at one end for easy insertion and pre-sealed at the other end.
- Close bags with twist ties or heat seal with impulse sealers.
- Roll converts from 1" to 3" core.
- All-virgin, FDA and USDA approved.



2 MIL

Model No.	W x L	Case Qty.
AB203	3 x 3"	4000
AB204	3 x 4"	3000
AB205	3 x 5"	2250
AB206	3 x 6"	2000
AB208	4 x 4"	3000
AB209	4 x 5"	2250
AB210	4 x 6"	2000
AB212	5 x 7"	1750
AB215	6 x 8"	1500
AB218	8 x 10"	1250
AB220	9 X 12 ½"	1250

4 MIL

Model No.	W x L	Case Qty.
AB312	5 x 7"	1000
AB322	10 X 15"	500

PACKING LIST ENVELOPES

PACKING LIST ENCLOSED ENVELOPES

- Pressure sensitive packing list envelopes attach to outside of shipment.
- Heavy 2 mil. poly protects and secures documents.
- 1,000 per case.



Sold in Case Quantities

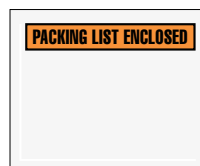
Model No.	Size / Description	Min.
ENVPQUA12	4 1/2 x 5 1/2" American Flag Packing List Envelope (1000/Case)	1
ENVPQ10	4 1/2 x 5 1/2" Full Face Packing List Envelope (1000/Case)	1
ENVPQ12	4 1/2 x 5 1/2" Panel Face Packing List Envelope (1000/Case)	1
ENVPQ1	4 1/2 x 6" Full Face Packing List Envelope (1000/Case)	1
ENVPQ2	4 1/2 x 6" Panel Face Packing List Envelope (1000/Case)	1
ENVPQ4	4 1/2 x 6" Important...Packing List / Invoice Enclosed Envelope (1000/Case)	1
ENVPQ24	5 1/2 x 10" Panel Face Packing List Envelope (1000/Case)	1
ENVPQ25	6 1/2 x 5" Panel Face Packing List Envelope (1000/Case)	1
ENVPQ22	7 x 5 1/2" Full Face Packing List Envelope (1000/Case)	1
ENVPQ19	7 x 5 1/2" Panel Face Packing List Envelope (1000/Case)	1
ENVPQ32	7 x 6" Panel Face Packing List Envelope (1000/Case)	1



ENVPQUA12
4 1/2 x 5 1/2"



ENVPQ10
4 1/2 x 5 1/2"



ENVPQ12
4 1/2 x 5 1/2"



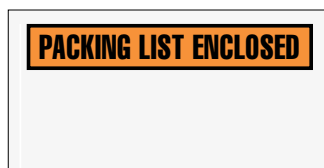
ENVPQ1
4 1/2 x 6"



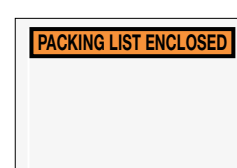
ENVPQ2
4 1/2 x 6"



ENVPQ4
4 1/2 x 6"



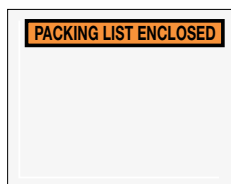
ENVPQ24
5 1/2 x 10"



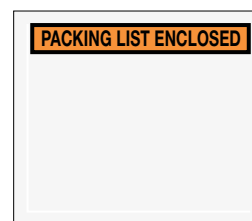
ENVPQ25
6 1/2 x 5"



ENVPQ22
7 x 5 1/2"



ENVPQ19
7 x 5 1/2"

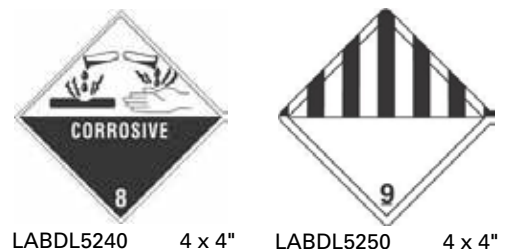
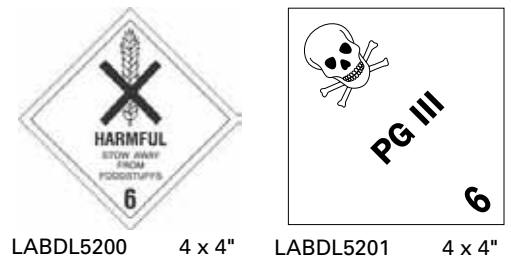


ENVPQ32
7 x 6"

D.O.T / HAZARD CLASS LABELS



Model No.	Style	W x L	Qty. per Roll
LABDL5070	White/Red	4 x 4"	500
LABDL5080	Yellow/Black	4 x 4"	500
LABDL5100	Green/Black	4 x 4"	500
LABDL5110	White/Black	4 x 4"	500
LABDL5112	White/Black	4 x 4"	500
LABDL5120	White/Red	4 x 4"	500
LABDL5130	White/Red/Black	4 x 4"	500
LABDL5140	White/Red/Black	4 x 4"	500
LABDL5150	Blue/White	4 x 4"	500
LABDL5160	Yellow/Black	4 x 4"	500
LABDL5170	Yellow/Black	4 x 4"	500
LABDL5181	White/Black	4 x 4"	500
LABDL5190	White/Black	4 x 4"	500
LABDL5191	White/Black	4 x 4"	500
LABDL5200	White/Black	4 x 4"	500
LABDL5201	White/Black	4 x 4"	500
LABDL5240	White/Black	4 x 4"	500
LABDL5250	White/Black	4 x 4"	500



STRETCH FILM

CAST HAND STRETCH FILM

Reduce warehouse noise up to 75% with super quiet, quality cast hand stretch film.

- Cast film is ultra clear. Makes bar codes easy to read.
- Releases smooth and easy off the roll.



Model No.	W x L	Rolls/CS	Gauge
FSTSF126CAST	12" x 2,000'	4	60
FSTSF127CAST	12" x 1,500'	4	70
FSTSF128CAST	12" x 1,500'	4	80
FSTSF129CAST	12" x 1,500'	4	90
FSTSF1347500	13" x 1,475'	4	47 High Performance
FSTSF156CAST	15" x 2,000'	4	60
FSTSF157CAST	15" x 1,500'	4	70
FSTSF158CAST	15" x 1,500'	4	80
FSTSF159CAST	15" x 1,500'	4	90
FSTSF1647475	16" X 1,475'	4	47 High Performance
FSTSF186CAST	18" x 2,000'	4	60
FSTSF187CAST	18" x 1,500'	4	70
FSTSF188CAST	18" x 1,500'	4	80
FSTSF189CAST	18" x 1,500'	4	90

BLOWN HAND STRETCH FILM

Puncture and tear resistant blown film handles your toughest irregular loads.

- Excellent cling provides superior stabilization of loads.
- Performs in temperatures down to -50 F.



Model No.	W x L	Rolls/CS	Gauge
FSTSF126	12" x 2,000'	4	60
FSTSF127	12" x 1,500'	4	70
FSTSF128	12" x 1,500'	4	80
FSTSF129	12" x 1,500'	4	90
FSTSF156	15" x 2,000'	4	60
FSTSF157	15" x 1,500'	4	70
FSTSF158	15" x 1,500'	4	80
FSTSF159	15" x 1,500'	4	90
FSTSF1651500	16" x 1,500	4	51 High Performance
FSTSF186	18" x 2,000'	4	60
FSTSF187	18" x 1,500'	4	70
FSTSF188	18" x 1,500'	4	80
FSTSF189	18" x 1,500'	4	90
FSTSF181	18" x 1,000'	4	120

STEEL STRAPPING TOOLS

TENSIONERS

Tensioners tighten strapping to secure loads

Model No.	Size / Description	Min.
SSSMIP1200	3/8-3/4" Steel Strapping Tensioner - MIP1200 / EP1400	1
SSSMIP1300	3/8"-3/4" Industrial Steel Strapping Tensioner - MIP1300 / EP1425	1
SSSMIP1400	3/4-1 1/4" Deluxe High Tensile Steel Strapping Tensioner	1
SSSMIP1430	3/4-1 1/4" Deluxe High Tensile Steel Strapping Tensioner	1



SSSMIP1200 Economy



SSSMIP1400 Deluxe



SSSMIP1300 Industrial

SEALERS

Sealers provide easy application of open and closed seals

Model No.	Size / Description	Min.
SSSMIP110012	1/2" Double Notch Steel Strapping Sealer - MIP110012 / EP1800-12	1
SSSMIP112012	1/2" Single Notch Steel Strapping Sealer - MIP112012 / EP1820-12	1
SSSMIP4800	1/2"-3/4" Regular Duty Steel Strap Sealless Combination Tool - MIP4800	1
SSSMIP115212	1/2" Heavy-Duty Double Notch Steel Strapping Sealer - MIP115212	1
SSSMIP110058	5/8" Double Notch Steel Strapping Sealer - MIP110058 / EP180058	1
SSSMIP115258	5/8" Heavy-Duty Double Notch Steel Strapping Sealer - MIP115258	1
SSSMIP112058	5/8" Single Notch Steel Strapping Sealer - MIP112058 / EP1820-58	1
SSSMIP110034	3/4" Double Notch Steel Strapping Sealer - MIP110034 / EP1800-34	1
SSSMIP115234	3/4" Heavy-Duty Double Notch Steel Strapping Sealer - MIP115234	1
SSSMIP112034	3/4" Single Notch Steel Strapping Sealer - MIP112034 / EP1820-34	1
SSSMIP3000114	1 1/4" High-Tensile Heavy-Duty Steel Strapping Sealer - MIP3000114 / EP1880-114	1
SSSMIP3100114	1 1/4" High-Tensile Heavy-Duty Steel Strapping Sealer - MIP3100114 / EP1900-114	1



SSSMIP3100114
High-Tensile Double Notch Sealer



SSSMIP112012
Single Notch Sealer



SSSMIP112058
Double Notch Sealer



SSSMIP115258
Heavy-Duty Double Notch Sealer



SSSMIP2100 Industrial



SSSMIP2250 Heavy-Duty

SHEARS

Use shears to cut off excess steel strapping

Model No.	Size / Description	Min.
SSSMIP2100	Industrial Steel / Plastic Strapping Shears - MIP2100 / EP2400	1
SSSMIP2150	Premium Steel / Plastic Strapping Shears - MIP2150 / EP2450	1
SSSMIP2300	Extra Heavy-Duty Steel Strapping Shears - MIP2300 / EP2500	1



SSSMIP2300 Extra Heavy-Duty

CUSHIONING

BUBBLE ROLLS

Nothing cushions like a blanket of air!

- Air bubble makes an excellent cushion and void-fill.
 - 3/16" for small items, light cushioning.
 - 5/16" for medium items, general purpose cushioning.
 - 1/2" for large items for dunnage and void fill.
- Protects against shock, abrasion and vibration.
- Air bubble rolls can be slit and/or perforated to your exact specifications
- Air Bubble can also be custom sheeted.
- Available non-perfed or cross perforated every 12" for easy tear off.



BUBBLE ROLLS

Model No.	Bubble Height	W	L	Rls./Bndle
CBSBW316S12	3/16"	12"	750'	4
CBSBW316S24	3/16"	24"	750'	2
CBSBW31648	3/16"	48"	750'	1
CBSBW516S12	5/16"	12"	375'	4
CBSBW516S24	5/16"	24"	375'	2
CBSBW51648	5/16"	48"	375'	1
CBSBW12S12	1/2"	12"	250'	4
CBSBW12S24	1/2"	24"	250'	2
CBSBW1248	1/2"	48"	250'	1

PERFORATED - BUBBLE ROLLS

Model No.	Bubble Height	W	L	Rls./Bndle
CBSBW316S12P	3/16"	12"	750'	4
CBSBW316S16P	3/16"	12"	750'	1
CBSBW316S24P	3/16"	12"	750'	2
CBSBW31648P	3/16"	12"	750'	1
CBSBW516S12P	5/16"	12"	375'	4
CBSBW516S16P	5/16"	12"	375'	3
CBSBW516S24P	5/16"	12"	375'	2
CBSBW51648P	5/16"	12"	375'	1
CBSBW12S12P	1/2"	12"	250'	4
CBSBW12S24P	1/2"	12"	250'	2
CBSBW12S24P24	1/2"	24"	250'	2
CBSBW1248P	1/2"	48"	250'	1



BUBBLE DISPENSER PACKS

Convenient dispensing packs for low volume or work station use.

- 3/16", 5/16" and 1/2" height bubble dispensers are portable around the warehouse.
- Huge 48" wide rolls of bubble available in UPSable dispenser packs.
- Dispensers are perforated every 12" for easy tear off.

Model No.	Bubble Height	W	L
CBD31612	3/16"	175'	12"
CBD31624	3/16"	175'	24"
CBD51612	5/16"	100'	12"
CBD51624	5/16"	100'	24"
CBD1212	1/2"	65'	12"
CBD1224	1/2"	65'	24"

INDENTED KRAFT PAPER

Soft, absorbent indented kraft paper bounces back after repeated impacts during shipping.

- Used in wrapping, interleaving or great as a void fill.
- Made from 100% recycled material (newspapers).
- Naturally bio-degradable and recyclable.
- Non-abrasive.



INDENTED SHEETS ROLLS

Sold in Bundle Quantities

Model No.	Width x Length	Paper Weight	Sheets/Bundle
PIKP1824	18" x 24"	60 LBS.	415
PIKP2436	24" x 36"	60 LBS.	210

INDENTED KRAFT ROLLS

Sold in Roll Quantities

Model No.	Width x Length	Paper Weight
PIKP1860	18" x 300'	60 LBS.
PIKP2460	24" x 300'	60 LBS.
PIKP3660	36" x 300'	60 LBS.
PIKP4860	48" x 300'	60 LBS.



POLY COATED KRAFT PAPER

Poly coated kraft paper protects products from water, oil, dust and grease damage.

- 10 lbs. gloss poly coating on one side.
- 50 lbs. virgin kraft paper.
- Use to protect metal products.

Sold in Roll Quantities

Model No.	Width x Length
PKPPC1850	18" x 600'
PKPPC2450	24" x 600'
PKPPC3650	36" x 600'
PKPPC4850	48" x 600'

FREEZER PAPER

Model No.	Weight	Roll Width	Roll Length	Qty. per skid
PKPF1540	21	15"	1100'	50
PKPF1840	25	18"	1100'	50
PKPF2440	34	24"	1100'	50
PKPF3040	42	30"	1100'	25
PKPF3640	48	36"	1100'	25
PKPF4040	55	40"	1100'	25
PKPF4840	67	48"	1100'	25
PKPF6040	83	60"	1100'	25
PKPF203040	50 LBS.	20 x 30" (sheets)		
PKPF304040	50 LBS.	30 x 40" (sheets)		



REINFORCED GUM & PAPER TAPE

Fiberglass reinforced tape is known for its excellent performance in high speed, overfill and under-fill applications.

- Consistent adhesive, coating and lamination.
- Paper moisturizer reduces curl, increases tape stretch and makes tape more flexible.
- Larger 1 5/8" diameter cores assure a tighter wind and full roll utilization (no curl).
- Works on all water activated paper gum tape machines.



Sold in Case Quantities

Model No.	Size / Description	Intertape Products	Min.
TRTI70375LEG	70mm (3") x 375' Kraft LEGEND Standard Grade Reinforced Tape (8/Case)		1
TRTI70450LEG	70mm (3") x 450' Kraft LEGEND Standard Grade Reinforced Tape (10/Case)		1
TRTI70375MED	70mm (3") x 375' Kraft MEDALLION Medium Duty Reinforced Tape (8/Case)		1
TRTI70450MED	70mm (3") x 450' Kraft MEDALLION Medium Duty Grade Reinforced Tape (10/Case)		1
TRTI72450240	72mm (3") x 450' Kraft Central #240 Reinforced Tape (10/Case)		1
TRTI70450MEDW	70mm (3") x 450' White MEDALLION Medium Duty Reinforced Tape (10/Case)		1
TRTI03450MST	3" x 450' Kraft CARTON MASTER Heavy Duty Grade Reinforced Tape (10/Case)		1
TRTI03375MSTW	3" x 375' White CARTON MASTER Heavy Duty Grade Reinforced Tape (8/Case)		1
TRTI03450TRU	3" x 450' Kraft TRU-TEST Premium Grade Reinforced Tape (10/Case)		1
TGTT909160	3" x 600' Kraft 60# Paper Tape (10/Case)		1
TGTT90916W	3" x 600' Kraft 60# Paper Tape (10/Case)		1

MARSH® MANUAL PAPER GUM TAPE DISPENSER

- Portable
- Easy Pull Handle
- 70 Ounce Water Bottle
- "Apex" Guillotine Style Cutter



Model No.	Size / Description	Min.
MARSHTDH	MARSH Manual Paper Gum Tape Dispenser - TDH	1
MARSHTDH110	MARSH Manual w/ Heater Paper Gum Tape Dispenser - TDH110	1

MARSH® ELECTRIC PAPER GUM TAPE DISPENSER

Model No.	Size / Description	Min.
MARSHTDE110	MARSH Electric Paper Gum Tape Dispenser - TDE110	1
MARSHTDH110PS	MARSH Electric Premium Short Paper Gum Tape Dispenser - TDE110	1
MARSHTDH110PL	MARSH Electric Premium Long Paper Gum Tape Dispenser - TDE110	1



MARSH® REPLACEMENT BOTTLES & BRUSHES

Quality replacement parts for MARSH® machines.

Model No.	Size / Description	Min.
MARTDBOTTLE	MARSH Replacement Bottle - Fits all machines	1
MARTDBRUSH	MARSH Replacement Brush - Fits all machines	1



OVER 3000 JANITORIAL PRODUCTS AVAILABLE.
PLEASE CALL FOR ADDITIONAL INFO.

JANITORIAL



PERFORATED PAPER TOWEL

Model No.	Brand Name	L x W x D	Ply	Sheets/Roll	Rolls/Case
WIN 1220-85	Windsoft	11 x 8.8	2	85	30
PGC 28838	Bounty®	11 x 11	2	52	30
KCC 41482	SCOTT®	11 x 8.78	1	128	20



ROLL BATH TISSUE

Model No.	Brand Name	L x W x D	Ply	Sheets/Roll	Rolls/Case
KCC 04460	Scott®	4 x 4 1/2	2	605	80
KCC 17713	Kleenex® Cottonelle®	4 X 4	2	506	60
KCC 05102	Scott®	4.1 x 4	1	1210	80



JUMBO ROLL BATH TISSUE

Model No.	Brand Name	Roll Size	Ply	Color	Rolls/Case
GPC 137-18	Acclaim®	2000' x 3 1/2 x 9	1	White	8
GPC 137-28	Acclaim®	1000' x 3 1/2 x 9	1	White	8
KCC 07805	Scott®	1000'	2	White	12



FACIAL TISSUE

Model No.	Brand Name	Sheets/Box	Ply	Color	Boxes/Case
KCC 21340	Surpass	100	2	White	30
KCC 21606	Kleenex®	125	2	White	48
KCC 21269	Kleenex® (cube) Boutique Floral	95	2	White	36



MULTI-FOLD TOWELS

Model No.	L x W	Sheets/Pack	Color	Packs/Case
BWK 6202	9 x 9.45	250	Kraft	16
BWK 6200	9 x 9.45	250	White	16



KLEENEX® SLIMFOLD HAND TOWELS

Model No.	L x W	Sheets/Pack	Color	Packs/Case
KCC 04442	14 x 8 1/2	90	White	24
KCC 01500	13.15 x 10 1/4	150	White	16



C-FOLD TOWELS

Model No.	Brand Name	L x W x D	Ply	Sheets/Pack	Packs/Case
BWK 11GREEN	Boardwalk®	10 1/4 x 13	1	150	16
GPC 230	Signature®	13 1/4 x 10 1/4	2	120	12